

# MANGAL

**CREDIT & FINCORP LIMITED**

( FORMERLY KNOWN AS "TAK MACHINERY AND LEASING LTD.")

Date: 29<sup>th</sup> May, 2019

To,  
The Manager  
Listing Department  
BSE Limited  
Phiroze Jeejeebhoy Towers,  
Dalal Street, Fort  
Mumbai - 400 001

Scrip Code: 505850  
Scrip Id: MANCREDIT

**Sub.: Outcome of the Board Meeting held on 29<sup>th</sup> May, 2019**

We would like to inform you that the meeting of the Board of Directors of Mangal Credit and Fincorp Limited held today i.e. Wednesday, 29<sup>th</sup> May, 2019 at the registered office of the Company situated at 1701/02, 17<sup>th</sup> Floor, A Wing, Lotus Corporate Park, Western Express Highway, Goregaon (E), Mumbai - 400063, Maharashtra, India inter-alia has considered and approved the following businesses:

1. Annual Audited Financial Statements (Standalone and Consolidated) of the Company for the financial year ended 31 March 2019.
2. Audited Financial Results of the Company for the quarter and financial year ended 31<sup>st</sup> March, 2019, prepared in accordance with Regulation 33 of SEBI LODR.
3. Recommendation of Final Dividend at rate of 5% per share (i.e. Re. 0.5/- per share) of face value of INR 10/- each for financial year 2018-2019 for approval of shareholders of the Company at the ensuing Annual General Meeting of the Company.


Please note that in terms of the Securities and Exchange Board of India (Prohibition of Insider Trading) Regulations, 2015, the trading window for dealing in the securities of the Company will open on Friday, 31<sup>st</sup> May, 2019.

The Board Meeting commenced at 12:30 p.m. and concluded at 3:30 p.m.

Kindly take the same on your record and oblige.

Thanking you,  
Yours sincerely,

For Mangal Credit and Fincorp Limited

  
Naval Maniyar  
Director  
DIN: 06657440



**CIN No.: L65990MH1961PLC012227**

1701/1702, 17th Floor, 'A' Wing, Lotus Corporate Park, Western Express Highway,  
Goregaon (E), Mumbai - 400 063.

Tel : 022-42461300 • Website : [www.mangalfincorp.com](http://www.mangalfincorp.com) • Email : [info@mangalfincorp.com](mailto:info@mangalfincorp.com)

## Independent Auditors' Report

To  
The Board of Directors of  
**Mangal Credit & Fincorp Limited**

1. We have audited the accompanying Statement of Standalone Financial Results (the "Statement") of **Mangal Credit & Fincorp Limited** ("the Company") for the year ended 31 March 2019, being submitted by the Company pursuant to the requirements of regulation 33 of the SEBI (Listing Obligations and Disclosure Requirements) Regulations, 2015. This Statement has been prepared by the Company on the basis of the related annual standalone financial statements for the year ended 31 March 2019, which is the responsibility of the Company's Management. Our responsibility is to express an opinion on the Statement, based on our audit of the related annual standalone financial statements, which have been prepared in accordance with the recognition and measurement principles laid down in Accounting Standards specified under Section 133 of the Companies Act 2013, read with relevant rules issued thereunder, or by the Institute of Chartered Accountants of India, as applicable and other accounting principles generally accepted in India.
2. We conducted our audit of the Statement in accordance with the auditing standards generally accepted in India. Those standards require that we plan and perform the audit to obtain reasonable assurance about whether the Statement is free of material misstatement. An audit includes examining, on a test basis, evidence supporting the amounts and the disclosures in the Statement. An audit also includes assessing the accounting principles used and the significant estimates made by the management. We believe that our audit provides a reasonable basis for our opinion.
3. In our opinion and to the best of our information and according to the explanations given to us, on the basis stated in paragraph 3 above, the Statement:
  - (a) is presented in accordance with the requirements of Regulation 33 of the SEBI (Listing Obligations and Disclosure Requirements) Regulations, 2015 and SEBI circular dated 5 July 2016 in this regard; and
  - (b) give a true and fair view of the net profit and other financial information of the Company for the year ended 31 March 2019.



4. Emphasis of Matter


We draw attention to the following matters in the Notes to the statement:

- a. Non provision of Liability of Rs. 40,75,600/- arising on Income Tax Assessment for the A.Y 2012-13 and A.Y. 2013-14 consequent upon search & seizure operations in the case of company on 01/10/2013.

Our opinion is not modified in respect of this matter.

5. The Statement includes the results for the quarter ended 31<sup>st</sup> March 2019, being the balancing figures between audited figures in respect of the full financial year and the published year to date figures upto the third quarter of the relevant financial year.

For **MGB & Co. LLP**  
Chartered Accountants  
FRN: 101169W/W-100035



**Sandeep Jhanwar**  
Partner  
M. No.: 078146



**Place:** Mumbai

**Date :** 29<sup>th</sup> May , 2019

## Independent Auditors' Report

To  
The Board of Directors of  
**Mangal Credit & Fincorp Limited**

1. We have audited the accompanying Statement of Consolidated Financial Results (the "Statement") of **Mangal Credit & Fincorp Limited** ("the Company"), its subsidiaries, associates and jointly controlled entity (the Company, its subsidiaries, associates and jointly controlled entity constitute "the Group") for the year ended 31 March 2019, being submitted by the Company pursuant to the requirements of regulation 33 of the SEBI (Listing Obligations and Disclosure Requirements) Regulations, 2015. This Statement has been prepared by the Company on the basis of the related annual consolidated financial statements for the year ended 31 March 2019, which is the responsibility of the Company's Management. Our responsibility is to express an opinion on the Statement, based on our audit of the related annual consolidated financial statements, which have been prepared in accordance with the recognition and measurement principles laid down in Accounting Standards specified under Section 133 of the Companies Act 2013, read with relevant rules issued thereunder, or by the Institute of Chartered Accountants of India, as applicable and other accounting principles generally accepted in India.
2. We conducted our audit of the Statement in accordance with the auditing standards generally accepted in India. Those standards require that we plan and perform the audit to obtain reasonable assurance about whether the Statement is free of material misstatement. An audit includes examining, on a test basis, evidence supporting the amounts and the disclosures in the Statement. An audit also includes assessing the accounting principles used and the significant estimates made by the Management, as well as evaluating the overall presentation of the Statement. We believe that our audit evidence obtained by us and the audit evidence obtained by the other auditors in terms of our reports referred to in sub-paragraph 3 below is sufficient and appropriate to provide a basis for our audit opinion on the consolidated financial statements.
3.
  - a) We had audited the financial statements of 3 subsidiaries included in the consolidated financial results for the year ended 31<sup>st</sup> March; 2019 reflects total assets of Rs. 9,423.85 lacs as at 31<sup>st</sup> March 2019 as well as the total revenue of Rs. 5,950.28 as at 31<sup>st</sup> March 2019.



- b) We did not audit the financial statements of 4 subsidiaries included in the consolidated financial results for the year ended 31st March; 2019 reflects total assets of Rs. 9,008.95/- lacs as at 31st March 2019 as well as the total revenue of Rs. 2,686.76 as at 31st March 2019. These financial statements and other financial information have been audited by other auditors, whose reports have been furnished to us, and our opinion on the annual financial results to the extent they have been derived from such annual financial statements is based solely on the report of such other auditors.
- c) The consolidated financial statements include total assets of Rs. 21.58 lacs as at 31 March, 2019 and total loss of Rs. 4.68 lacs for the year ended in respect of a subsidiaries i.e. Indtrans Container lines (Singapore) Pvt. Ltd. and Indtrans Container lines, whose unaudited financial statements have been furnished to us by the management and our opinion, in so far as it relates to the amounts and disclosure included in respect of the aforesaid subsidiary, is based solely on such unaudited financial statements.

#### 4. Emphasis of Matter

We draw attention to the following matters:

- a. Non provision of Liability of Rs. 40.75 lacs arising on Income Tax Assessment for the A.Y 2013-14 and A.Y. 2014-15 consequent upon search & seizure operations in the case of company on 01/10/2013.

Our opinion is not modified in respect of these matters.

5. In our opinion and to the best of our information and according to the explanations given to us, on the basis stated in paragraph 4, the Consolidated Financial Results:

- (a) include the financial statements of the following entities:-

#### A) Subsidiaries

1. Indtrans Container Lines Pvt. Ltd.
2. Mangal Compusolution Pvt. Ltd.
3. Satco Capital Markets Ltd.
4. Indtrans Container Lines (Singapore) PTE Ltd.
5. Indtrans Container Lines (Malaysia) Sdn Bhd
6. Mangal Mines & Minerals Pvt Ltd
7. Satco Commodities Pvt. Ltd.




- (b) is presented in accordance with the requirements of Regulation 33 of the SEBI (Listing Obligations and Disclosure Requirements) Regulations, 2015 in this regard; and
- (c) give a true and fair view of the consolidated net profit and other financial information of the Company for the year ended 31 March 2019.

For **MGB & Co. LLP**  
Chartered Accountants  
FRN: 101169W/W-100035



**Sandeep Jhanwar**  
Partner  
M. No. 078146

**Place:** Mumbai  
**Date :** 29<sup>th</sup> May 2019



# MANGAL

CREDIT & FINCORP LIMITED

(FORMERLY KNOWN AS "TAK MACHINERY AND LEASING LTD.")


| MANGAL CREDIT & FINCORP LTD.<br>FORMERLY KNOWN AS TAK MACHINERY & LEASING LTD<br>A-1701/1702, LOTUS CORPORATE PARK, RAM MANDIR ROAD<br>GOREGAON (EAST), MUMBAI - 400 063<br>CIN NO - L65990MH1961PLC012227 |                         |                           |   |   |  |   |  |
|--|-------------------------|---------------------------|---|---|--|---|--|
| STATEMENT OF STANDALONE AND CONSOLIDATED RESULT FOR THE QUARTER AND YEAR ENDED 31.03.2019  |                         |                           |   |   |  |   |  |
| PART I STATEMENT OF STANDALONE & CONSOLIDATED RESULTS FOR THE QUARTER & YEAR ENDED 31ST MARCH, 2019 (Rupees in lacs)   |                         |                           |   |   |  |   |  |
| Particulars  | STANDALONE              |                           |   |   | CONSOLIDATED                                 |   |  |
|  | 3 Months Ended          | Preceding 3 Months Ended  | Corresponding 3 months ended in the previous year | Year to Date figures for Current Period Ended | Year to Date figures for Previous Year Ended | Year to Date figures for Current Period Ended | Year to Date figures for Previous Year Ended |
|  | 31.03.2019<br>(Audited) | 31.12.2018<br>(Unaudited) | 31.03.2018<br>(Audited)                           | 31.03.2019<br>(Audited)                       | 31.03.2018<br>(Audited)                      | 31.03.2019<br>(Audited)                       | 31.03.2018<br>(Audited)                      |
| <b>1. INCOME FROM OPERATION</b>  |                         |                           |   |   |  |   |  |
| (a) Income from Operations   | 263.59                  | 202.93                    | 245.27  | 846.69  | 946.73                                       | 9,920.44                                      | 11,021.48                                    |
| (b) Other Operating Income   | -                       | -                         | -   | -   | -  | -   | -  |
| <b>2. Other Income</b>   | 73.12                   | 15.95                     | 14.00   | 169.07  | 36.00  | 614.31  | 614.41                                       |
| <b>3. Total Revenue (1+2)</b>  | <b>336.71</b>           | <b>218.88</b>             | <b>259.27</b>                                     | <b>1,015.76</b>                               | <b>982.73</b>                                | <b>10,534.76</b>                              | <b>11,635.89</b>                             |
| <b>4. EXPENSES</b>   |                         |                           |   |   |  |   |  |
| (a) Cost of Material/Services Consumed   | -                       | -                         | -   | -   | -  | 3,641.00                                      | 3,044.64                                     |
| (b) Purchase of traded goods   | -                       | -                         | -   | -   | -  | 2,558.54                                      | 3,562.68                                     |
| (c) Change in inventories - (Increase)/decrease in Stock   | -                       | -                         | -   | -   | -  | 56.77   | 825.71                                       |
| (d) Employee Benefits Expenses   | 14.92                   | 20.43                     | 20.59   | 82.85   | 74.94  | 848.29  | 828.71                                       |
| (e) Depreciation and Amortisation Expenses   | 4.31                    | 3.88                      | 5.53  | 16.66   | 21.25  | 657.62  | 564.73                                       |
| (f) Other expenditure  | 17.60                   | 11.84                     | 19.38   | 71.04   | 63.58  | 805.02  | 815.08                                       |
| (g) Provisions & Write offs (Non Performing Assets)  | (0.28)                  | (1.88)                    | (4.72)  | 3.49  | 0.53   | 3.49  | 0.53   |
| <b>Total Expenses</b>  | <b>36.55</b>            | <b>34.28</b>              | <b>40.78</b>                                      | <b>174.04</b>                                 | <b>160.31</b>                                | <b>8,570.74</b>                               | <b>9,642.09</b>                              |
| <b>5. PROFIT/(LOSS) From operations before finance costs and exceptional items (3-4)</b>   | <b>300.16</b>           | <b>184.61</b>             | <b>218.48</b>                                     | <b>841.72</b>                                 | <b>822.42</b>                                | <b>1,964.02</b>                               | <b>1,993.81</b>                              |
| 6. Finance Costs   | 18.51                   | 28.93                     | 28.50   | 85.96   | 196.55                                       | 916.28  | 788.77                                       |
| <b>7. PROFIT/(LOSS) From ordinary activities after finance costs but before exceptional items (5-6)</b>  | <b>281.65</b>           | <b>155.67</b>             | <b>189.98</b>                                     | <b>755.76</b>                                 | <b>625.86</b>                                | <b>1,047.74</b>                               | <b>1,205.04</b>                              |
| 8. Exceptional Items   | -                       | -                         | -   | -   | -  | -   | -  |
| <b>9. PROFIT/(LOSS) From ordinary activities before tax (7-8)</b>  | <b>281.65</b>           | <b>155.67</b>             | <b>189.98</b>                                     | <b>755.76</b>                                 | <b>625.86</b>                                | <b>1,047.74</b>                               | <b>1,205.04</b>                              |
| 10. Tax expenses (Net of Excess Provision Reversal & MAT Credit)   | 66.50                   | 48.75                     | 38.53   | 184.45  | 167.62                                       | 293.07  | 263.73                                       |
| <b>11. Net PROFIT/(LOSS) From ordinary activities after tax (9-10)</b>   | <b>215.14</b>           | <b>106.93</b>             | <b>151.45</b>                                     | <b>571.31</b>                                 | <b>458.25</b>                                | <b>754.67</b>                                 | <b>941.31</b>                                |
| 12. Extraordinary items (Net of tax)   | -                       | -                         | -   | -   | -  | -   | -  |
| <b>13. Net PROFIT/(LOSS) From ordinary activities after tax (11-12)</b>  | <b>215.14</b>           | <b>106.93</b>             | <b>151.45</b>                                     | <b>571.31</b>                                 | <b>458.25</b>                                | <b>754.67</b>                                 | <b>941.31</b>                                |
| 14. Minority Interest  | -                       | -                         | -   | -   | -  | 37.84   | 101.09                                       |
| <b>15. Net PROFIT/(LOSS) From ordinary activities after Minority Interest (13-14)</b>  | <b>215.14</b>           | <b>106.93</b>             | <b>151.45</b>                                     | <b>571.31</b>                                 | <b>458.25</b>                                | <b>716.83</b>                                 | <b>840.22</b>                                |
| 16. Paid-up equity share capital (FV of Rs. 10 each)   | 1,931.40                | 1,931.40                  | 1,611.20  | 1,931.40                                      | 1,931.40                                     | 1,931.40                                      | 1,931.40                                     |
| 17. Reserve excluding Revaluation Reserves as per balance sheet of previous accounting year  | -                       | -                         | -   | 6,539.21                                      | 6,073.84                                     | 7,393.23                                      | 7,200.86                                     |
| <b>18. Earning Per Share of Rs. 10 each (not annualised):</b>  |                         |                           |   |   |  |   |  |
| I. Before extraordinary items  |                         |                           |   |   |  |   |  |
| (a) Basic  | 1.11                    | 0.55                      | 0.88  | 2.96  | 2.55   | 3.71  | 4.68   |
| (b) Diluted  | 1.11                    | 0.55                      | 0.88  | 2.96  | 2.55   | 3.71  | 4.68   |
| II. After extraordinary items  |                         |                           |   |   |  |   |  |
| (a) Basic  | 1.11                    | 0.55                      | 0.88  | 2.96  | 2.55   | 3.71  | 4.68   |
| (b) Diluted  | 1.11                    | 0.55                      | 0.88  | 2.96  | 2.55   | 3.71  | 4.68   |
| <b>PART II SELECTED INFORMATION FOR THE PERIOD ENDED 31ST MARCH 2019</b>   |                         |                           |   |   |  |   |  |
| <b>PARTICULARS OF SHAREHOLDING</b>   |                         |                           |   |   |  |   |  |
| <b>Public shareholding</b>   |                         |                           |   |   |  |   |  |
| - Number of shares   | 8,860,544               | 9,203,110                 | 9,796,700   | 8,860,544                                     | 9,796,700                                    | 8,860,544                                     | 9,796,700                                    |
| - Percentage of shareholding   | 45.88%                  | 47.65%                    | 50.72%  | 45.88%  | 50.72%                                       | 45.88%  | 50.72%                                       |
| <b>Promoters and promotore group shareholding</b>  |                         |                           |   |   |  |   |  |
| <b>a) Pledge/Encumbered</b>  |                         |                           |   |   |  |   |  |
| - Number of shares   | Nil                     | Nil                       | Nil   | Nil   | Nil  | Nil   | Nil  |
| - Percentage of Shares (as a % of the total shareholding of promoter and promoter group)   | 0.00%                   | 0.00%                     | 0.00%   | 0.00%   | 0.00%  | 0.00%   | 0.00%  |
| - Percentage of Shares (as a % of the total share capital of the company)  | 0.00%                   | 0.00%                     | 0.00%   | 0.00%   | 0.00%  | 0.00%   | 0.00%  |
| <b>b) Non-encumbered</b>   |                         |                           |   |   |  |   |  |
| - Number of shares   | 10,453,442              | 10,110,876                | 9,517,286   | 10,453,442                                    | 9,517,286                                    | 10,453,442                                    | 9,517,286                                    |
| - Percentage of Shares (as a % of the total shareholding of promoter and promoter group)   | 100.00%                 | 100.00%                   | 100.00%   | 100.00%                                       | 100.00%                                      | 100.00%                                       | 100.00%                                      |
| - Percentage of Shares (as a % of the total share capital of the company)  | 54.12%                  | 52.35%                    | 49.28%  | 54.12%  | 49.28%                                       | 54.12%  | 49.28%                                       |



CIN No.: L65990MH1961PLC012227

1701/1702, 17th Floor, 'A' Wing, Lotus Corporate Park, Western Express Highway,  
Goregaon (E), Mumbai - 400 063.

Tel : 022-42461300 • Website : www.mangalfincorp.com • Email : info@mangalfincorp.com



# MANGAL

CREDIT & FINCORP LIMITED

(Formerly known as "Tak Machinery and Leasing Ltd.")

| INVESTORS COMPLAINTS                           | 3 Month ended 31.03.2019 | Notes   |
|--|--------------------------|---|
| Pending at the beginning of the Quarter        | 1                        | 1. The above quarterly results are not representative of annual results as income is not generated evenly during the year.  |
| Received During the Quarter                    | 1                        | 2. The above financial results for the quarter ended and year ended have been reviewed and recommended by the Audit Committee and approved by the Board of Directors in its meeting on 29th May, 2019. The financial results for the year ended have been audited by the Statutory Auditors of the company. |
| Disposed of during the quarter                 | 2                        |   |
| Remaining unresolved at the end of the quarter | Nil                      |   |

3. Note of Standalone & Consolidated Financial Statement contains note describing fact of non provision of liability of Rs. 40.75 Lacs arising on Income Tax Assessment for A.Y. 2012-13, A.Y. 2013-14 & A.Y. 2014-15 consequent upon search & seizure operation in case of company on 01/10/2013. The directors clarify that the matter is contested in appeal & the management believes that the ultimate outcome of these proceedings will not have a material adverse effect on the company's financial position & its operation.

4. The Statutory auditors have drawn attention to the above Note 3 without qualifying their Independent Audit Report.

5. The segment report as published, has been prepared as per Accounting Standard 17, 'Segment Reporting', notified under Companies Accounting Standard Rules (2006).

6. During the year Equity Share of Re.1/- each was consolidated to face value of Rs.10/- each. Accordingly shareholding pattern for previous years/quarters have been represented.

7. The figures for the quarter ended 31st March, 2019 are the balancing figures between audited figures in respect of the full financial year ended 31st March, 2019 and the unaudited published year to date figures upto the 3rd quarter ended 31st December, 2018.

8. The figures for the previous period/year have been regrouped wherever necessary to conform to the current year's classification.

Place : Mumbai  
Dated : 29th May, 2019

By Order of the Board,  
For Mangal Credit & FinCorp Ltd


Meghraj Jain  
Managing Director  
DIN-01311041

CIN No.: L65990MH1961PLC012227

1701/1702, 17th Floor, 'A' Wing, Lotus Corporate Park, Western Express Highway,  
Goregaon (E), Mumbai - 400 063.

Tel : 022-42461300 • Website : [www.mangalfincorp.com](http://www.mangalfincorp.com) • Email : [info@mangalfincorp.com](mailto:info@mangalfincorp.com)





# MANGAL

## CREDIT & FINCORP LIMITED

(Formerly known as "Tak Machinery and Leasing Ltd.")



**MANGAL CREDIT & FINCORP LTD.**  
(Formerly Known as Tak Machinery & Leasing Ltd)  
A-1701/1702, LOTUS CORPORATE PARK, RAM MANDIR ROAD  
GOREGAON (EAST), MUMBAI - 400 063  
CIN - L65990MH1961PLC012227

| STANDALONE & CONSOLIDATED STATEMENT OF ASSETS AND LIABILITIES AS AT 31st MARCH, 2019 |                  |                  |                  |                  |
|--|------------------|------------------|------------------|------------------|
| PARTICULAR   | STANDALONE       |                  | CONSOLIDATED     |                  |
|  | As at 31.03.2019 | As at 31.03.2018 | As at 31.03.2019 | As at 31.03.2018 |
|  | AUDITED          | AUDITED          | AUDITED          | AUDITED          |
| <b>A. EQUITY AND LIABILITIES</b>   |                  |                  |                  |                  |
| <b>1. Shareholders' Funds</b>  |                  |                  |                  |                  |
| Share Capital  | 1,931.40         | 1,931.40         | 1,931.40         | 1,931.40         |
| Reserves and Surplus   | 6,539.21         | 6,073.84         | 7,393.23         | 7,200.86         |
| Money Received Against Warrants  | -                | -                | -                | -                |
| <b>Sub-total - Shareholders' Funds</b>   | <b>8,470.61</b>  | <b>8,005.24</b>  | <b>9,324.63</b>  | <b>9,132.26</b>  |
| <b>2. Share Application Money pending allotment</b>                                  | -                | -                | -                | -                |
| <b>3. Minority Shareholders</b>  | -                | -                | 856.15           | 843.04           |
| <b>4. Non Current Liabilities</b>  |                  |                  |                  |                  |
| Long Term Borrowings   | -                | -                | 3,296.56         | 3,987.67         |
| Deferred Tax Liabilities (Net)   | -                | -                | 92.96            | 88.86            |
| Other Long term Liabilities  | -                | -                | 40.95            | 90.49            |
| Long term Provisions   | -                | -                | 32.14            | 32.54            |
| <b>Sub-total - Non-Current Liabilities</b>   | -                | -                | <b>3,462.60</b>  | <b>4,199.57</b>  |
| <b>5. Current Liabilities</b>  |                  |                  |                  |                  |
| Short-Term Borrowings  | 198.68           | 790.32           | 3,733.84         | 2,519.91         |
| Trade Payables   | -                | -                | 2,361.41         | 2,876.74         |
| Other Current Liabilities  | 33.90            | 35.04            | 567.57           | 3,119.49         |
| Short-Term Provisions  | 151.32           | 123.00           | 214.06           | 232.76           |
| <b>Sub-total - Current Liabilities</b>   | <b>383.90</b>    | <b>948.36</b>    | <b>6,876.88</b>  | <b>8,748.90</b>  |
| <b>TOTAL - EQUITY AND LIABILITIES</b>  | <b>8,854.51</b>  | <b>8,953.60</b>  | <b>20,520.26</b> | <b>22,923.77</b> |
| <b>B. ASSETS</b>   |                  |                  |                  |                  |
| <b>1. Non-Current Assets</b>   |                  |                  |                  |                  |
| Property, Plant & Equipment  | 47.34            | 62.64            | 1,999.49         | 1,934.29         |
| Intangible Assets  | -                | -                | 54.37            | 17.81            |
| Capital work-in-progress   | -                | -                | 659.53           | 323.74           |
| Goodwill on Consolidation  | -                | -                | 171.94           | 380.42           |
| Non-Current Investments  | 2,717.50         | 3,204.31         | 1,474.92         | 1,481.39         |
| Deferred Tax Assets  | 19.67            | 19.65            | -                | -                |
| Long-Term Loans and Advances   | 813.83           | 208.01           | 2,034.95         | 2,136.36         |
| Other Non-Current Assets   | -                | -                | 391.47           | 356.52           |
| <b>Sub-total - Non - Current Assets</b>  | <b>3,598.35</b>  | <b>3,494.61</b>  | <b>6,786.67</b>  | <b>6,630.54</b>  |
| <b>2. Current Assets</b>   |                  |                  |                  |                  |
| Current Investments  | -                | -                | 179.49           | 179.06           |
| Inventory  | -                | -                | 2.90             | 1,803.44         |
| Trade Receivables  | -                | -                | 2,671.17         | 2,929.20         |
| Cash and Bank Balances   | 75.51            | 25.17            | 4,334.02         | 3,102.72         |
| Short-Term Loans and Advances  | 4,752.33         | 5,324.84         | 5,601.17         | 7,517.63         |
| Other Current Assets   | 428.32           | 108.98           | 944.83           | 761.17           |
| <b>Sub-total - Current Assets</b>  | <b>5,256.16</b>  | <b>5,458.99</b>  | <b>13,733.59</b> | <b>16,293.23</b> |
| <b>TOTAL - ASSETS</b>  | <b>8,854.51</b>  | <b>8,953.60</b>  | <b>20,520.26</b> | <b>22,923.77</b> |

For Mangal Credit & Fincorp Ltd




Meghraj Jain  
Managing Director  
DIN:1311041

PLACE : MUMBAI  
DATED: 29th May, 2019

**CIN No.: L65990MH1961PLC012227**

1701/1702, 17th Floor, 'A' Wing, Lotus Corporate Park, Western Express Highway,  
Goregaon (E), Mumbai - 400 063.


Tel : 022-42461300 • Website : www.mangalfincorp.com • Email : info@mangalfincorp.com



# MANGAL

**CREDIT & FINCORP LIMITED**

(Formerly known as "Tak Machinery and Leasing Ltd.")

|  <b>MANGAL CREDIT &amp; FINCORP LTD.</b><br>(Formerly Known as Tak Machinery & Leasing Ltd)<br>A-1701/1702, LOTUS CORPORATE PARK, RAM MANDIR ROAD<br>GOREGAON (EAST), MUMBAI - 400 063<br>CIN - L65990MH1961PLC012227 |               |            |            |            |              |                  |                  |
|--|---------------|------------|------------|------------|--------------|------------------|------------------|
| SEGMENT WISE RESULTS   |               |            |            |            |              |                  |                  |
| Particulars  | STANDALONE    |            |            |            | RS. IN LACS  |                  |                  |
|  | Quarter ended |            | Year ended |            | CONSOLIDATED |                  |                  |
|  | 31.03.2019    | 31.12.2018 | 31.03.2018 | 31.03.2019 | 31.03.2018   | 31.03.2019       | 31.03.2018       |
|  | Audited       | Unaudited  | Audited    | (Audited)  | (Audited)    | (Audited)        | (Audited)        |
| <b>1. Segment Revenue:</b>   |               |            |            |            |              |                  |                  |
| a) Trading Division  | -             | -          | -          | -          | -            | -                | -                |
| b) Finance Division  | -             | -          | -          | -          | -            | 880.99           | 783.33           |
| c) Renting of movable Property   | -             | -          | -          | -          | -            | 1,388.97         | 1,489.69         |
| d) Broking Segment   | -             | -          | -          | -          | -            | 1,331.59         | 1,374.81         |
| e) Constructions   | -             | -          | -          | -          | -            | 1,423.75         | 1,070.13         |
| f) Marble Manufacturing & trading  | -             | -          | -          | -          | -            | 2,351.41         | 3,812.54         |
| g) Clearing & Forwarding service   | -             | -          | -          | -          | -            | 3,158.06         | 2,491.51         |
| f) Others  | -             | -          | -          | -          | -            | -                | 613.89           |
| <b>Sub-Total</b>   | -             | -          | -          | -          | -            | <b>10,534.76</b> | <b>11,635.89</b> |
| <b>2. Segment Results:</b>   |               |            |            |            |              |                  |                  |
| (Profit/Loss) before tax and interest)   |               |            |            |            |              |                  |                  |
| a) Trading Division  | -             | -          | -          | -          | -            | 706.95           | 623.02           |
| b) Finance Division  | -             | -          | -          | -          | -            | 596.12           | 653.58           |
| c) Renting of movable Property   | -             | -          | -          | -          | -            | 329.67           | 410.06           |
| d) Broking Segment   | -             | -          | -          | -          | -            | 48.19            | 90.02            |
| e) Constructions   | -             | -          | -          | -          | -            | 157.00           | 65.28            |
| f) Marble Manufacturing & trading  | -             | -          | -          | -          | -            | 126.55           | 117.88           |
| g) Clearing & Forwarding service   | -             | -          | -          | -          | -            | (0.46)           | 33.97            |
| f) Others  | -             | -          | -          | -          | -            | -                | -                |
| <b>Sub-Total</b>   | -             | -          | -          | -          | -            | <b>1,964.02</b>  | <b>1,993.81</b>  |
| Less: (i) Interest Cost  | -             | -          | -          | -          | -            | 916.28           | 788.77           |
| (ii) Other unallocable expenditure<br>(Net of unallocable income)  | -             | -          | -          | -          | -            | -                | -                |
| <b>Profit/(Loss) before tax &amp; Interest</b>   |               |            |            |            |              | <b>1,047.74</b>  | <b>1,205.04</b>  |
| Less: Tax  | -             | -          | -          | -          | -            | 293.07           | 263.73           |
| <b>Profit/(Loss) After Tax</b>   |               |            |            |            |              | <b>754.67</b>    | <b>941.31</b>    |
| <b>3. Capital Employed:</b>  |               |            |            |            |              |                  |                  |
| a) Trading Division  | -             | -          | -          | -          | -            | -                | -                |
| b) Finance Division  | -             | -          | -          | -          | -            | 6,956.29         | 5,340.36         |
| c) Renting of movable Property   | -             | -          | -          | -          | -            | 879.66           | 793.33           |
| d) Broking Segment   | -             | -          | -          | -          | -            | 2,200.35         | 2,430.36         |
| e) Constructions   | -             | -          | -          | -          | -            | -                | 681.33           |
| f) Marble Manufacturing & trading  | -             | -          | -          | -          | -            | -                | 635.15           |
| g) Clearing & Forwarding service   | -             | -          | -          | -          | -            | 218.04           | 216.00           |
| f) Others  | -             | -          | -          | -          | -            | (3.89)           | -                |
| <b>TOTAL</b>   | -             | -          | -          | -          | -            | <b>10,250.45</b> | <b>10,096.53</b> |

For Mangal Credit & Fincorp Ltd




Meghraj Jain  
Managing Director  
DIN:1311041

PLACE : MUMBAI  
DATED: 29th May, 2019

**CIN No.: L65990MH1961PLC012227**

1701/1702, 17th Floor, 'A' Wing, Lotus Corporate Park, Western Express Highway,  
Goregaon (E), Mumbai - 400 063.

Tel : 022-42461300 • Website : [www.mangalfincorp.com](http://www.mangalfincorp.com) • Email : [info@mangalfincorp.com](mailto:info@mangalfincorp.com)



# MANGAL

**CREDIT & FINCORP LIMITED**

( FORMERLY KNOWN AS "TAK MACHINERY AND LEASING LTD.")

**Declaration pursuant to Regulation 32(3)(d) of Securities and Exchange Board of India (Listing Obligations and Disclosure Requirements) Regulations, 2015**

Pursuant to Regulation 32(3)(d) of Securities and Exchange Board of India (Listing Obligations and Disclosure Requirements) Regulations, 2015, I, Naval Maniyar, Chief Financial Officer of Mangal Credit and Fincorp Limited ("the Company") hereby declare that MGB & Co. LLP, Chartered Accountants (Firm Registration No: 101169W/W-100035), Statutory Auditors of the Company have issued an Audit Report with unmodified opinion on the Annual Audited Financial Results (Standalone and Consolidated) for the financial year ended 31<sup>st</sup> March, 2019.

Please take the above on record.

Thanking you,

Yours faithfully,

For Mangal Credit and Fincorp Limited

Naval Maniyar

Chief Financial Officer



Place: Mumbai

Date: 29<sup>th</sup> May, 2019

**CIN No.: L65990MH1961PLC012227**

1701/1702, 17th Floor, 'A' Wing, Lotus Corporate Park, Western Express Highway,  
Goregaon (E), Mumbai - 400 063.

Tel : 022-42461300 • Website : [www.mangalfincorp.com](http://www.mangalfincorp.com) • Email : [info@mangalfincorp.com](mailto:info@mangalfincorp.com)